












DROUGHT ECONOMIC EXPOSURE

LEGEND

-  Town
 -  Road
 -  River
- GDP Lost Annually due to Drought**
-  0 - 1 USD
 -  1.1 - 2 USD
 -  2.1 - 3 USD
 -  3.1 - 4 USD
 -  4.1 - 461,039 USD
-  Ward
 -  Sub County
 -  County

